

# Product data sheet

## Miniature connectors



Product description **M16 IP67 cable connector, Contacts: 14, 4.0 - 6.0 mm, shieldable, solder, IP67, UL**

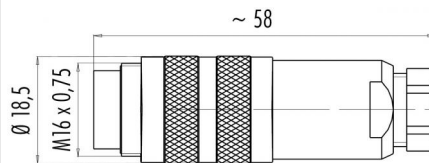
Area **M16 IP67 series 423**

Order number **99 5451 00 14**

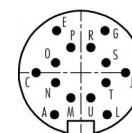
### Illustration



### Scale drawing



### Contact arrangement (Plug-in side)



	X	Y
A	-2,50	-4,00
C	-4,25	0,00
E	-2,30	4,00
G	2,30	4,00
J	4,25	0,00
L	2,50	-4,00
M	-0,95	-2,40
N	-2,40	-0,95
O	-2,40	0,95
P	-0,95	2,40
R	0,95	2,40
S	2,40	0,95
T	2,40	-0,95
U	0,95	-2,40

You can find the component part drawing on the next page.

## Technical data

### General values

Connector design	cable connector
Connector locking system	screw
Termination	solder
Wire gauge (mm)	max. 0.25 mm <sup>2</sup>
Wire gauge (AWG)	max. 24
Cable outlet	4.0 - 6.0 mm
Upper limit temperature	95 °C
Lower limit temperature	- 30 °C
Customs tariff number	85369010
Packaging Unit	50

### Cable data

Approval 1	UL
------------	----

### Electrical values

Rated current (40 °C)	3 A
Rated voltage	60 V
Rated impulse voltage	500 V
Pollution degree	1
Overvoltage category	I
Insulating material group	III
Insulation resistance	≥ 10 <sup>10</sup> Ω
EMC compliance	shieldable
Degree of protection	IP67
Mechanical operation	> 500 Mating cycles

### Material

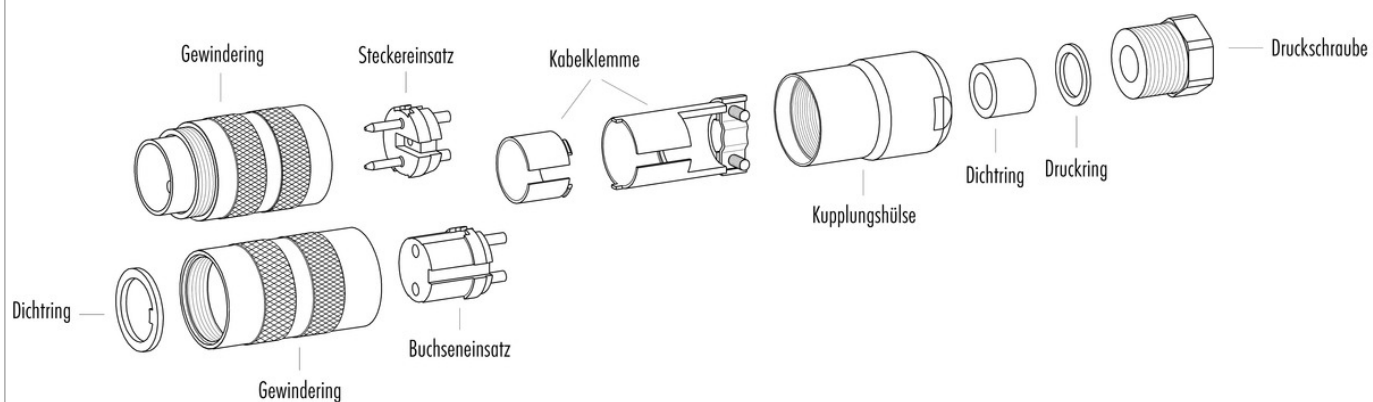
Contact material	CuZn (brass)
Contact plating	Au (gold)
Contact body material	PBT (UL94 V-0)
REACH SVHC	CAS 7439-92-1 (Lead)

Product description **M16 IP67 cable connector, Contacts: 14, 4.0 - 6.0 mm, shieldable, solder, IP67, UL**

Area **M16 IP67 series 423**

Order number **99 5451 00 14**

## Component part drawing



Product description	<b>M16 IP67 cable connector, Contacts: 14, 4.0 - 6.0 mm, shieldable, solder, IP67, UL</b>
Area	<b>M16 IP67 series 423</b>
Order number	<b>99 5451 00 14</b>

## Security notices

The connectors are designed for use in plant, control system and electrical equipment. The end user is responsible for checking whether the connectors are suitable for use in other applications.

Connectors with degree of protection IP 67 and IP 68 are not suitable for use under water. When used outdoors, the connectors must be separately protected against corrosion. For further information about IP degrees of protection refer to 'Technical support' in the Download Centre.

To lock the cable connector to the equipment connector, the threaded ring is tightened until it is 'finger-tight' (approx. 50 cNm).